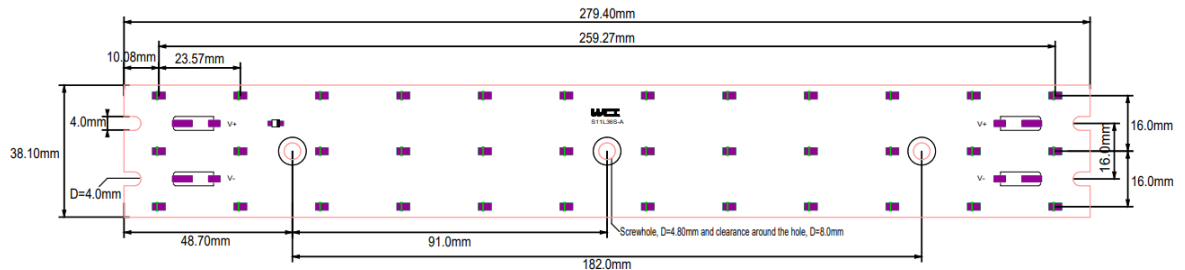




CUSTOMIZE YOUR LUMINARE

## Linear 11 inch



### Standard Colors

2700K  
3000K  
3500K  
4000K  
5000K

### Standard CRIs

80 - 90

### Module Code

36 LED  
CONSTANT CURRENT  
L036SA279038-XXXX

- Linear 11 inch LED module comes in standard 80 or 90 CRI.
- 3-step bin MacAdam ellipse standard.
- Suitable for Architectural lighting, pendants or custom fixtures
- Available in constant current with push pin connectors for easy wire connections from the power supply to the board.
- Designed, Engineered and Manufactured in the **USA**.
- **A++** Energy efficiency class.
- Available in stock and ships in few days. Availability may change.
- Luminous Efficacy: 213 lm/W





## 1- Module Features

- 5-Year Limited Warranty
- Comes with push pin connectors for easy wire installation
- LM-80 Tested LEDs by Samsung
- Dimmable with Compatible Constant Current Drivers
- Quarter bin MacAdam Binning and high flux LED chips
- Standard in 80 or 90 CRI in multiple CCT
- Available in stock and ships in few days. Availability may change.

## 2- Module Specifications

- Forward Voltage 34 – 36 V<sub>DC</sub> constant current
- Dimmable with a constant current dimmable driver
- Nominal Efficacy 213 Lm/W
- Luminous Flux = 37.5 Lm/W at 65mA input current.
- 36 mid-power LEDs in a 3Px12S configuration
- 2oz Copper layer on circuit traces for better performance
- Beam angle: 120°
- T<sub>c</sub> 85°C Max

## 3- Module Code

CCT	MODULE CODE	CCT	MODULE CODE
2200K	L036SA279038-2280	4000K	L036SA279038-4080
2700K	L036SA279038-2780	5000K	L036SA279038-6080
3000K	L036SA279038-3080	6000K	L036SA279038-6080
3500K	L036SA279038-3580	6500K	L036SA279038-6580

*For 90 CRI modules the 80 changes to 90 (e.g. L024SA177038-2790)*

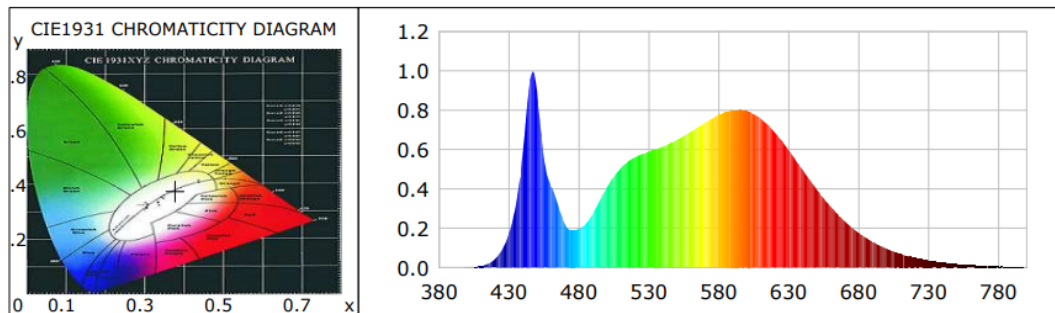


#### 4- Photometric Parameters per module

INDEX	CCT	Typical Rating 65 mA per LED	Recommended Max Rating 180 mA per LED
Flux	2700K	1170 lm	3080 lm
	3000K	1200 lm	3170 lm
	3500K	1220 lm	3210 lm
	4000K	1260 lm	3320 lm
	5000K	1270 lm	3360 lm
Efficacy	2700K	175 lm/W	158 lm/W
	3000K	180 lm/W	162 lm/W
	3500K	183 lm/W	164 lm/W
	4000K	189 lm/W	170 lm/W
	5000K	191 lm/W	172 lm/W
Module Forward CURRENT		195 mA	540 mA
Module Forward VOLTAGE		34.20 $V_{DC}$	36.12 $V_{DC}$
POWER		6.67 W	19.50 W

All calculations are based on Samsung LM281 B+ Pro, 80CRI, VJ Rank at 25°C

#### 5 - Light Source Test Report



Energy Efficiency Class: A++ (EU 874-2012)

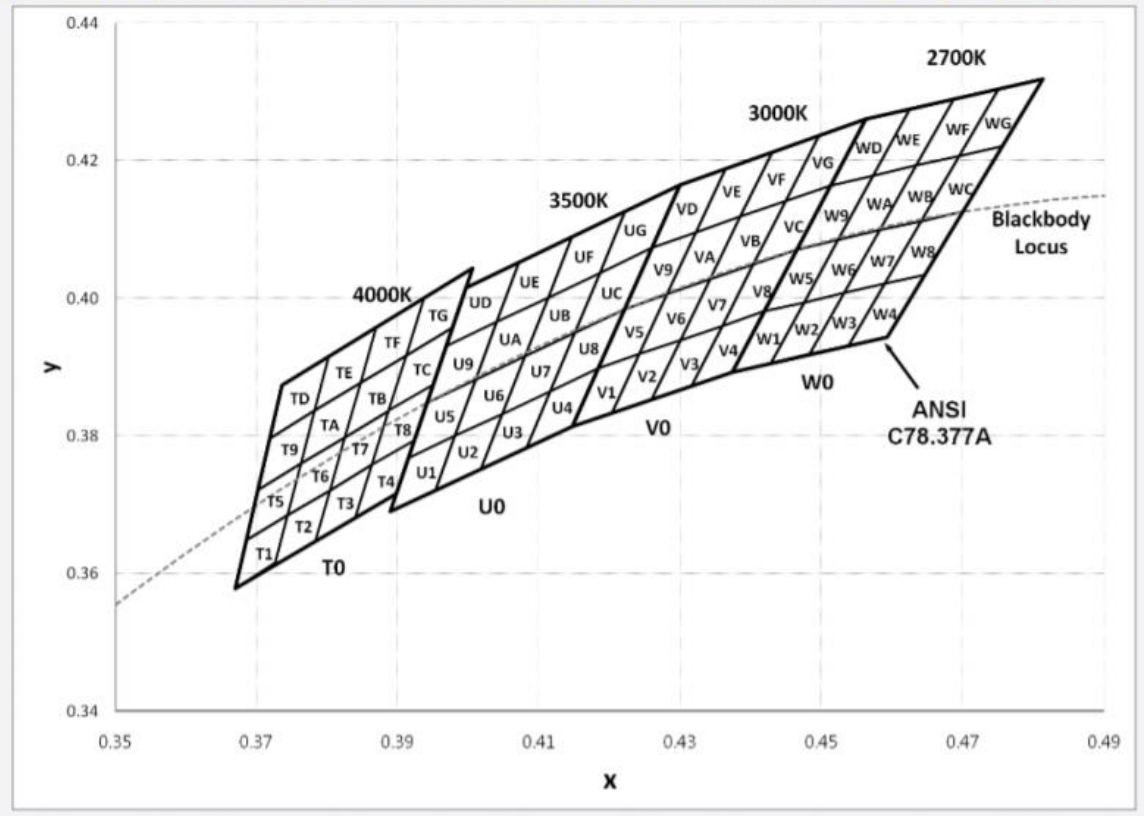
#### 6- Colorimetric Parameters

<b>Chromaticity coordinates</b>	x=0.3776 y=0.3767	<b>Color Ratio</b>	R=0.179 G=0.787 B=0.034
<b>Peak Wavelength</b>	447 nm	<b>Half Bandwidth</b>	17.8 nm
<b>Dominant Wavelength</b>	578.3 nm	<b>Color Purity</b>	0.264
<b>Color Quality Scale</b>		Qa= 82.5, Qf= 82.5, Qp= 83.1, Qg= 93.6	



## 7- Chromaticity in 25°C

Chromaticity Region & Coordinates for whole bin or quarter bin or K kitting bin ( $I_f = 150 \text{ mA}$ ,  $T_a = 25 \text{ }^\circ\text{C}$ )



## 8- Module Dimension

Length	279.40 mm
Width	38.10 mm
Thickness	1.60 mm

Schematic Circuit: 12S x 3P

